



Misano 05-06-2017

CF-BRAGHI - Gruppo Rosso

Classifica dopo 8 Giri (32,000 Km)

Media Vincitore 130,160 Km/h

Pos	N°	Conduttore	Classe	Categoria	Giri	Miglior T	In	Diff primo	Diff prec	Media
SBK										
1	165	MIOTTO	SBK	ROSSO	8	01:49.188	5	-	-	131,883
2	13	VALENTINI MAX	SBK	ROSSO	8	01:49.536	6	01.999	01.999	131,464
3	185	SPADA	SBK	ROSSO	8	01:50.243	8	07.863	05.864	130,621
4	125	CAVAZZANA	SBK	ROSSO	8	01:51.052	4	10.369	01.723	129,669
5	11	ZANGOLI ANTONIO	SBK	ROSSO	8	01:50.400	4	10.500	00.131	130,435
6	184	SIMBARI	SBK	ROSSO	8	01:51.566	6	17.391	05.380	129,072
7	145	VERONA STEFANO	SBK	ROSSO	8	01:51.754	8	25.937	03.678	128,854
8	101	ALVERA LUCA	SBK	ROSSO	8	01:52.258	2	27.312	01.375	128,276
9	35	PELLEGGATTA CLAUDIO	SBK	ROSSO	8	01:52.001	8	33.955	02.058	128,570
10	154	MAIOLI	SBK	ROSSO	8	01:53.018	5	37.062	03.107	127,413
11	155	MANZO	SBK	ROSSO	8	01:52.211	5	37.637	00.575	128,330
12	52	NICOLINI FABIO	SBK	ROSSO	8	01:52.409	8	40.223	02.586	128,104
13	57	CASTOLDI PAOLO	SBK	ROSSO	8	01:53.442	5	41.182	00.959	126,937
14	182	SANTI	SBK	ROSSO	8	01:52.836	6	43.559	01.638	127,619
15	24	LACAVA VINCENZO	SBK	ROSSO	8	01:54.154	7	51.003	01.189	126,145
16	27	STRAZI MARCO	SBK	ROSSO	8	01:54.404	7	57.815	05.846	125,870
17	136	FOIERA	SBK	ROSSO	8	01:53.932	8	59.803	01.988	126,391
18	109	BELLEI	SBK	ROSSO	8	01:54.876	7	01:00.181	00.378	125,353
19	69	MASCIOCCO GIUSEPPE	SBK	ROSSO	8	01:55.072	3	01:07.321	07.140	125,139
20	23	RITONDALE LUCIANO	SBK	ROSSO	4	01:55.944	3	4 Laps	09.494	124,198
21	38	MARTIGNONI VALERIO	SBK	ROSSO	4	01:59.533	2	4 Laps	24.844	120,469
22	171	PISANELLO	SBK	ROSSO						Non Partito
23	132	FARADACCO	SBK	ROSSO						Non Partito

I risultati sono provvisori fino al termine del tempo stabilito per reclami e appelli.


Esposto ore: 16:31


Il tempo limite per i reclami scade 30 m. dopo la pubblicazione dei risultati.

Race director :

Direttore di gara :

Responsabile cronometraggio :





Misano 05-06-2017

CF-BRAGHI - Gruppo Rosso

Classifica dopo 8 Giri (32,000 Km)

Media Vincitore 130,160 Km/h

Pos	N°	Conduttore	Classe	Categoria	Giri	Miglior T	In	Diff primo	Diff prec	Media
SSP										
1	163	MENDOGNI	SSP	ROSSO	8	01:50.583	7	08.646	00.783	130,219
2	48	TONDINI NICHOLAS	SSP	ROSSO	8	01:50.713	4	10.531	00.031	130,066
3	63	BERTOLI UMBERTO	SSP	ROSSO	8	01:49.210	8	12.011	01.480	131,856
4	30	CAMERANO MASSIMO	SSP	ROSSO	8	01:51.098	8	22.259	04.868	129,615
5	56	FIOCCHI PIETRO	SSP	ROSSO	8	01:52.147	2	27.856	00.544	128,403
6	183	SELLITO	SSP	ROSSO	8	01:51.186	5	29.363	01.507	129,513
7	34	VAGO ANDREA	SSP	ROSSO	8	01:51.345	7	31.897	02.534	129,328
8	12	GASPERONI SIMONE	SSP	ROSSO	8	01:53.409	4	41.921	00.739	126,974
9	139	GASSER	SSP	ROSSO	8	01:52.959	7	47.630	04.071	127,480
10	15	RASETTI MASSIMO	SSP	ROSSO	8	01:53.726	6	47.964	00.334	126,620
11	189	SCARAMUZZINO	SSP	ROSSO	8	01:53.758	3	49.814	01.850	126,585
12	194	UNTERLEITNER	SSP	ROSSO	8	01:53.420	6	51.969	00.966	126,962
13	47	MONTI FILIPPO	SSP	ROSSO	8	01:55.704	4	01:10.104	02.783	124,456
14	131	DAVIDE ADAMO	SSP	ROSSO	4	01:53.997	4	4 Laps	4 Laps	126,319
15	170	ORSINI PAOLO	SSP	ROSSO					Non Partito	
16	80	NEGRONI	SSP	ROSSO					Non Partito	
17	159	MASCARELLO	SSP	ROSSO					Non Partito	

I risultati sono provvisori fino al termine del tempo stabilito per reclami e appelli.


Esposto ore: 16:31

Il tempo limite per i reclami scade 30 m. dopo la pubblicazione dei risultati.

Race director :

Direttore di gara :

Responsabile cronometraggio :



Misano 05-06-2017

CF-BRAGHI - Gruppo Rosso

Sorted by Number

Laptimes

Lap	Laptime	Time of Day	Lap	Laptime	Time of Day	Lap	Laptime	Time of Day
# 11 ZANGOLI ANTONIO .			7	01:55.008	15:52:47.285	# 34 VAGO ANDREA .		
1	01:52.594	15:41:06.003	8	01:55.033	15:54:42.318	1	01:55.569	15:41:16.252
2	01:51.867	15:42:57.870	# 23 RITONDALE LUCIANO .			2	01:52.999	15:43:09.251
3	01:51.734	15:44:49.604	1	01:57.705	15:41:23.498	3	01:53.863	15:45:03.114
4	01:50.400	15:46:40.004	2	01:56.122	15:43:19.620	4	01:53.411	15:46:56.525
5	01:51.058	15:48:31.062	3	01:55.944	15:45:15.564	5	01:53.433	15:48:49.958
6	01:52.253	15:50:23.315	4	01:57.239	15:47:12.803	6	01:52.255	15:50:42.213
7	01:50.717	15:52:14.032	# 24 LACAVA VINCENZO .			7	01:51.345	15:52:33.558
8	01:50.822	15:54:04.854	1	01:56.009	15:41:21.200	8	01:52.693	15:54:26.251
# 12 GASPERONI SIMONE .			2	01:55.511	15:43:16.711	# 35 PELLEGATTA CLAUDIO .		
1	01:54.338	15:41:14.210	3	01:54.765	15:45:11.476	1	01:54.782	15:41:14.114
2	01:54.637	15:43:08.847	4	01:55.055	15:47:06.531	2	01:54.384	15:43:08.498
3	01:53.988	15:45:02.835	5	01:55.260	15:49:01.791	3	01:54.219	15:45:02.717
4	01:53.409	15:46:56.244	6	01:54.999	15:50:56.790	4	01:54.586	15:46:57.303
5	01:53.871	15:48:50.115	7	01:54.154	15:52:50.944	5	01:53.081	15:48:50.384
6	01:53.950	15:50:44.065	8	01:54.413	15:54:45.357	6	01:53.614	15:50:43.998
7	01:55.465	15:52:39.530	# 27 STRAZI MARCO .			7	01:52.310	15:52:36.308
8	01:56.745	15:54:36.275	1	01:57.503	15:41:22.037	8	01:52.001	15:54:28.309
# 13 VALENTINI MAX .			2	01:56.258	15:43:18.295	# 38 MARTIGNONI VALERIO .		
1	01:51.846	15:41:02.363	3	01:56.849	15:45:15.144	1	01:59.550	15:41:26.708
2	01:51.002	15:42:53.365	4	01:55.817	15:47:10.961	2	01:59.533	15:43:26.241
3	01:50.911	15:44:44.276	5	01:56.772	15:49:07.733	3	02:03.339	15:45:29.580
4	01:50.588	15:46:34.864	6	01:54.688	15:51:02.421	4	02:08.067	15:47:37.647
5	01:50.179	15:48:25.043	7	01:54.404	15:52:56.825	# 47 MONTI FILIPPO .		
6	01:49.536	15:50:14.579	8	01:55.344	15:54:52.169	1	01:56.341	15:41:20.338
7	01:50.119	15:52:04.698	# 30 CAMERANO MASSIMO .			2	01:56.294	15:43:16.632
8	01:51.655	15:53:56.353	1	01:53.816	15:41:10.596	3	01:57.844	15:45:14.476
# 15 RASETTI MASSIMO .			2	01:52.586	15:43:03.182	4	01:55.704	15:47:10.180
1	01:55.347	15:41:18.051	3	01:52.328	15:44:55.510	5	01:57.165	15:49:07.345
2	01:56.186	15:43:14.237	4	01:52.851	15:46:48.361	6	01:57.433	15:51:04.778
3	01:54.673	15:45:08.910	5	01:52.560	15:48:40.921	7	01:58.401	15:53:03.179
4	01:55.098	15:47:04.008	6	01:53.034	15:50:33.955	8	02:01.279	15:55:04.458
5	01:54.543	15:48:58.551	7	01:51.560	15:52:25.515			
6	01:53.726	15:50:52.277	8	01:51.098	15:54:16.613			

Fastest lap: 01:49.188

Misano 05-06-2017

CF-BRAGHI - Gruppo Rosso

Sorted by Number

Laptimes

Lap	Laptime	Time of Day	Lap	Laptime	Time of Day	Lap	Laptime	Time of Day
# 48 TONDINI NICHOLAS .			7	01:55.794	15:52:39.002	5	01:56.164	15:49:07.730
1	01:52.901	15:41:05.631	8	01:56.534	15:54:35.536	6	01:55.279	15:51:03.009
2	01:51.756	15:42:57.387	# 63 BERTOLI UMBERTO .			7	01:54.876	15:52:57.885
3	01:51.495	15:44:48.882	1	01:56.479	15:41:13.327	8	01:56.650	15:54:54.535
4	01:50.713	15:46:39.595	2	01:51.311	15:43:04.638	# 125 CAVAZZANA .		
5	01:51.144	15:48:30.739	3	01:51.197	15:44:55.835	1	01:52.357	15:41:03.504
6	01:51.328	15:50:22.067	4	01:51.616	15:46:47.451	2	01:51.611	15:42:55.115
7	01:51.140	15:52:13.207	5	01:49.868	15:48:37.319	3	01:51.304	15:44:46.419
8	01:51.678	15:54:04.885	6	01:49.913	15:50:27.232	4	01:51.052	15:46:37.471
# 52 NICOLINI FABIO .			7	01:49.923	15:52:17.155	5	01:51.241	15:48:28.712
1	01:55.355	15:41:15.911	8	01:49.210	15:54:06.365	6	01:52.477	15:50:21.189
2	01:55.913	15:43:11.824	# 69 MASCIOTTO GIUSEPPE .			7	01:51.843	15:52:13.032
3	01:56.139	15:45:07.963	1	01:57.069	15:41:24.841	8	01:51.691	15:54:04.723
4	01:53.848	15:47:01.811	2	01:56.503	15:43:21.344	# 131 DAVIDE ADAMO .		
5	01:54.883	15:48:56.694	3	01:55.072	15:45:16.416	1	01:55.616	15:41:19.312
6	01:53.027	15:50:49.721	4	01:56.823	15:47:13.239	2	01:55.607	15:43:14.919
7	01:52.447	15:52:42.168	5	01:57.148	15:49:10.387	3	01:54.393	15:45:09.312
8	01:52.409	15:54:34.577	6	01:58.153	15:51:08.540	4	01:53.997	15:47:03.309
# 56 FIOCCHI PIETRO .			7	01:56.527	15:53:05.067	# 136 FOIERA .		
1	01:54.073	15:41:11.752	8	01:56.608	15:55:01.675	1	01:58.821	15:41:27.015
2	01:52.147	15:43:03.899	# 101 ALVERA LUCA .			2	01:56.796	15:43:23.811
3	01:52.243	15:44:56.142	1	01:53.551	15:41:09.514	3	01:55.612	15:45:19.423
4	01:52.563	15:46:48.705	2	01:52.258	15:43:01.772	4	01:55.737	15:47:15.160
5	01:53.305	15:48:42.010	3	01:52.334	15:44:54.106	5	01:55.515	15:49:10.675
6	01:54.040	15:50:36.050	4	01:53.853	15:46:47.959	6	01:55.034	15:51:05.709
7	01:52.792	15:52:28.842	5	01:53.607	15:48:41.566	7	01:54.516	15:53:00.225
8	01:53.368	15:54:22.210	6	01:53.837	15:50:35.403	8	01:53.932	15:54:54.157
# 57 CASTOLDI PAOLO .			7	01:52.535	15:52:27.938	# 109 BELLEI .		
1	01:55.213	15:41:13.675	8	01:53.728	15:54:21.666	1	01:56.816	15:41:22.416
2	01:54.363	15:43:08.038	# 109 BELLEI .			2	01:56.140	15:43:18.556
3	01:54.197	15:45:02.235	1	01:56.816	15:41:22.416	3	01:56.672	15:45:15.228
4	01:53.464	15:46:55.699	2	01:56.140	15:43:18.556	4	01:56.338	15:47:11.566
5	01:53.442	15:48:49.141	3	01:56.672	15:45:15.228			
6	01:54.067	15:50:43.208	4	01:56.338	15:47:11.566			

Fastest lap: 01:49.188

Misano 05-06-2017

CF-BRAGHI - Gruppo Rosso

Sorted by Number

Laptimes

Lap	Laptime	Time of Day	Lap	Laptime	Time of Day	Lap	Laptime	Time of Day
# 139 GASSER .			7	01:53.705	15:52:39.098	5	01:51.186	15:48:30.159
1	01:56.198	15:41:21.090	8	01:52.893	15:54:31.991	6	01:52.883	15:50:23.042
2	01:56.227	15:43:17.317	# 163 MENDOGNI .			7	02:02.754	15:52:25.796
3	01:56.776	15:45:14.093	1	01:51.548	15:41:05.353	8	01:57.921	15:54:23.717
4	01:53.837	15:47:07.930	2	01:51.260	15:42:56.613	# 184 SIMBARI .		
5	01:54.285	15:49:02.215	3	01:50.731	15:44:47.344	1	01:52.538	15:41:07.762
6	01:53.148	15:50:55.363	4	01:51.280	15:46:38.624	2	01:52.519	15:43:00.281
7	01:52.959	15:52:48.322	5	01:50.666	15:48:29.290	3	01:52.033	15:44:52.314
8	01:53.662	15:54:41.984	6	01:51.777	15:50:21.067	4	01:51.687	15:46:44.001
# 145 VERONA STEFANO .			7	01:50.583	15:52:11.650	5	01:51.954	15:48:35.955
1	01:52.472	15:41:10.136	8	01:51.350	15:54:03.000	6	01:51.566	15:50:27.521
2	01:52.145	15:43:02.281	# 165 MIOTTO .			7	01:52.172	15:52:19.693
3	01:52.116	15:44:54.397	1	01:52.094	15:41:04.769	8	01:52.052	15:54:11.745
4	01:53.400	15:46:47.797	2	01:50.973	15:42:55.742	# 185 SPADA .		
5	01:52.808	15:48:40.605	3	01:49.520	15:44:45.262	1	01:52.162	15:41:04.616
6	01:55.463	15:50:36.068	4	01:49.763	15:46:35.025	2	01:52.494	15:42:57.110
7	01:52.469	15:52:28.537	5	01:49.188	15:48:24.213	3	01:50.918	15:44:48.028
8	01:51.754	15:54:20.291	6	01:49.800	15:50:14.013	4	01:51.340	15:46:39.368
# 154 MAIOLI .			7	01:50.335	15:52:04.348	5	01:50.910	15:48:30.278
1	01:55.482	15:41:16.864	8	01:50.006	15:53:54.354	6	01:51.263	15:50:21.541
2	01:54.365	15:43:11.229	# 182 SANTI .			7	01:50.433	15:52:11.974
3	01:53.150	15:45:04.379	1	01:54.130	15:41:12.781	8	01:50.243	15:54:02.217
4	01:53.590	15:46:57.969	2	01:54.478	15:43:07.259	# 189 SCARAMUZZINO .		
5	01:53.018	15:48:50.987	3	01:53.324	15:45:00.583	1	01:55.713	15:41:17.672
6	01:53.819	15:50:44.806	4	01:52.933	15:46:53.516	2	01:54.732	15:43:12.404
7	01:53.028	15:52:37.834	5	01:53.208	15:48:46.724	3	01:53.758	15:45:06.162
8	01:53.582	15:54:31.416	6	01:52.836	15:50:39.560	4	01:55.087	15:47:01.249
# 155 MANZO .			7	01:58.419	15:52:37.979	5	01:54.394	15:48:55.643
1	01:55.814	15:41:18.941	8	01:59.934	15:54:37.913	6	01:55.668	15:50:51.311
2	01:54.672	15:43:13.613	# 183 SELLITO .			7	01:56.866	15:52:48.177
3	01:53.692	15:45:07.305	1	01:52.341	15:41:03.835	8	01:55.991	15:54:44.168
4	01:53.221	15:47:00.526	2	01:51.969	15:42:55.804			
5	01:52.211	15:48:52.737	3	01:51.405	15:44:47.209			
6	01:52.656	15:50:45.393	4	01:51.764	15:46:38.973			

Fastest lap: 01:49.188



Misano 05-06-2017

CF-BRAGHI - Gruppo Rosso

Sorted by Number

Laptimes

Lap	Laptime	Time of Day	Lap	Laptime	Time of Day	Lap	Laptime	Time of Day
# 194 UNTERLEITNER .								
1	01:56.872	15:41:20.675						
2	01:57.106	15:43:17.781						
3	01:56.889	15:45:14.670						
4	01:55.667	15:47:10.337						
5	01:54.770	15:49:05.107						
6	01:53.420	15:50:58.527						
7	01:53.481	15:52:52.008						
8	01:54.315	15:54:46.323						

Fastest lap: 01:49.188



Misano 05-06-2017

CF-BRAGHI - Gruppo Giallo

Classifica dopo 6 Giri (24,000 Km)

Media Vincitore 125,418 Km/h

Pos	N°	Conduttore	Classe	Categoria	Giri	Miglior T	In	Diff primo	Diff prec	Media
SBK										
1	177	ROSSETTO	SBK	GIALLO	6	01:52.292	1	-	-	128,237
2	112	BERNABEI	SBK	GIALLO	6	01:53.313	3	05.026	05.026	127,082
3	197	VILLA F	SBK	GIALLO	6	01:53.657	3	05.130	00.104	126,697
4	45	GRASSI IVANO	SBK	GIALLO	6	01:54.051	5	07.668	02.538	126,259
5	37	SOLAZZO MIRKO	SBK	GIALLO	6	01:54.223	6	17.491	09.823	126,069
6	120	BRUGGER	SBK	GIALLO	6	01:55.424	6	18.991	01.005	124,757
7	49	DANIELI IVAN	SBK	GIALLO	6	01:55.700	6	19.753	00.762	124,460
8	60	MARIANI SIMONE	SBK	GIALLO	6	01:56.612	1	22.656	02.903	123,486
9	5	LONTANI EDMERIS	SBK	GIALLO	6	01:58.398	5	38.154	04.218	121,624
10	198	ZANCA	SBK	GIALLO	6	01:55.069	6	40.640	01.369	125,142
11	162	MAZZIOTTA	SBK	GIALLO	6	01:59.048	6	50.909	07.126	120,960
12	43	BERGAMO ALESSIO	SBK	GIALLO	6	01:59.561	1	53.294	00.929	120,441
13	25	SOLLAZZO SALVATORE	SBK	GIALLO	6	01:58.852	5	53.475	00.181	121,159
14	51	MOLINARI MAURO	SBK	GIALLO	6	01:59.807	4	55.049	00.691	120,193
15	20	OSSANI ANDREA	SBK	GIALLO	6	01:59.918	4	01:01.192	04.465	120,082
16	186	SPADAVECCHIA	SBK	GIALLO	6	01:56.449	1	01:01.640	00.448	123,659
17	153	MARINOZZI ELIA	SBK	GIALLO	6	01:58.282	5	01:03.414	00.194	121,743
18	138	FULVIO ROMANO	SBK	GIALLO	6	01:59.213	6	01:04.192	00.778	120,792
19	104	ANTOLINI	SBK	GIALLO	6	02:00.470	4	01:05.493	01.301	119,532
20	143	GORI A	SBK	GIALLO	2	02:02.498	1	4 Laps	2 Laps	117,553
21	134	FERRETTI	SBK	GIALLO					Non Partito	
22	26	GIANI GIULIANO	SBK	GIALLO					Non Partito	
23	14	VAN DE MER MATHIAS	SBK	GIALLO					Non Partito	

I risultati sono provvisori fino al termine del tempo stabilito per reclami e appelli.


Esposto ore: 16:31

Il tempo limite per i reclami scade 30 m. dopo la pubblicazione dei risultati.

Race director :

Direttore di gara :

Responsabile cronometraggio :



Misano 05-06-2017

CF-BRAGHI - Gruppo Giallo

Classifica dopo 6 Giri (24,000 Km)

Media Vincitore 125,418 Km/h

Pos	N°	Conduttore	Classe	Categoria	Giri	Miglior T	In	Diff primo	Diff prec	Media
SSP										
1	151	LORINI	SSP	GIALLO	6	01:55.770	6	17.986	00.495	124,385
2	142	GIATTI	SSP	GIALLO	6	01:54.355	6	23.929	01.273	125,924
3	22	ANUZZI FRANCESCO	SSP	GIALLO	6	01:56.658	6	27.049	03.120	123,438
4	62	MAZZOLARI ALESSANDRO	SSP	GIALLO	6	01:57.303	4	33.936	06.887	122,759
5	113	BIANCARDI	SSP	GIALLO	6	01:57.582	6	38.188	00.034	122,468
6	67	GRILLO LUCA	SSP	GIALLO	6	01:58.308	5	38.749	00.561	121,716
7	114	BIANCARDI 1	SSP	GIALLO	6	01:57.563	5	39.271	00.522	122,488
8	58	PASSONI FRANCESCO	SSP	GIALLO	6	01:57.631	3	43.783	03.143	122,417
9	149	ANSALONI	SSP	GIALLO	6	01:58.782	6	52.365	01.456	121,230
10	32	ZONZINI MATTEO	SSP	GIALLO	6	01:58.580	5	54.358	00.883	121,437
11	117	BOMBARDINI	SSP	GIALLO	6	01:57.256	6	56.727	01.678	122,808
12	124	CATONE	SSP	GIALLO	6	01:59.186	5	01:02.299	00.659	120,820
13	130	DALLANEGRA	SSP	GIALLO	6	01:58.647	5	01:02.699	00.400	121,368
14	174	PONZIANI	SSP	GIALLO	6	01:59.791	6	01:03.220	00.521	120,209
15	65	STERNINI LUCA	SSP	GIALLO	4	02:02.334	2	2 Laps	2 Laps	117,711
16	100	ALLESSANDRIA	SSP	GIALLO					Non Partito	
17	133	FAZIO	SSP	GIALLO					Non Partito	

I risultati sono provvisori fino al termine del tempo stabilito per reclami e appelli.


Esposto ore: 16:31

Il tempo limite per i reclami scade 30 m. dopo la pubblicazione dei risultati.

Race director :

Direttore di gara :

Responsabile cronometraggio :



Misano 05-06-2017

CF-BRAGHI - Gruppo Blu

Classifica dopo 8 Giri (32,000 Km)

Media Vincitore 140,474 Km/h

Pos	N°	Conduttore	Classe	Categoria	Giri	Miglior T	In	Diff primo	Diff prec	Media
SBK										
1	193	TROIANI	SBK	BLU	8	01:44.106	4	23.080	23.080	138,32
2	158	VILLA GIANLUCA	SBK	BLU	8	01:44.686	4	23.312	00.232	137,55
3	7	BIASINI CLAUDIO	SBK	BLU	8	01:44.433	5	25.583	02.271	137,88
4	110	BELLETTI MAX	SBK	BLU	8	01:45.234	8	29.350	03.767	136,83
5	2	GALMARINI MARCO	SBK	BLU	8	01:44.906	8	29.400	00.050	137,26
6	161	MAZZA LUCA	SBK	BLU	8	01:45.071	3	33.323	03.923	137,05
7	119	BORRELLI	SBK	BLU	8	01:45.769	4	38.445	05.122	136,14
8	102	ANASTASIA	SBK	BLU	8	01:45.540	4	41.417	02.972	136,44
9	17	MOLARI GILBERTO	SBK	BLU	8	01:44.964	3	42.393	00.976	137,19
10	1	VALLETTA ROBERTO	SBK	BLU	8	01:46.436	5	46.386	03.993	135,29
11	135	FIORINI MARCO	SBK	BLU	8	01:45.193	2	46.788	00.402	136,89
12	68	LEONI RUDI	SBK	BLU	8	01:45.735	4	46.858	00.070	136,19
13	71	RENESTO MATTIA	SBK	BLU	8	01:45.788	4	47.091	00.233	136,12
14	36	MARCHIORO WILLIAM	SBK	BLU	8	01:47.842	1	01:09.016	11.171	133,52
15	8	FAETI FLAVIO	SBK	BLU	8	01:48.574	8	01:10.576	01.560	132,62
16	175	RIGO	SBK	BLU	8	01:48.697	8	01:11.039	00.463	132,47
17	172	POLLASTRI	SBK	BLU	8	01:49.165	4	01:15.386	04.347	131,91
18	9	BARAVELLI ROBERTO	SBK	BLU	8	01:48.459	7	01:16.149	00.763	132,76
19	187	SPARBERG	SBK	BLU	8	01:49.498	8	01:24.607	05.978	131,50
20	54	DE SANTIS WILLIAM	SBK	BLU	8	01:49.939	8	01:27.357	02.750	130,98
21	167	PARISI	SBK	BLU	8	01:50.804	1	01:40.939	13.582	129,95
22	6	MANUZZI MARCO	SBK	BLU	6	01:45.229	5	2 Laps	2 Laps	136,84
23	3	MAZZETTO MASSIMO	SBK	BLU	5	01:46.988	2	3 Laps	1 Lap	134,59
24	140	GERBONI	SBK	BLU	4	01:46.787	4	4 Laps	1 Lap	134,84
25	39	BODON ENRICO	SBK	BLU	2	01:50.724	1	6 Laps	2 Laps	130,05
26	200	ZANETTI	SBK	BLU						Non Partito
27	178	ROSSI A	SBK	BLU						Non Partito
28	19	GASPARI LUCA	SBK	BLU						Non Partito
29	180	SACCOMANDI	SBK	BLU						Non Partito
30	111	BENEDETTI	SBK	BLU						Non Partito

I risultati sono provvisori fino al termine del tempo stabilito per reclami e appelli.

Esposto ore: 18:06

Il tempo limite per i reclami scade 30 m. dopo la pubblicazione dei risultati.

Race director :

Direttore di gara :

Responsabile cronometraggio :



Misano 05-06-2017

CF-BRAGHI - Gruppo Blu

Classifica dopo 8 Giri (32,000 Km)

Media Vincitore 140,474 Km/h

Pos	N°	Conducente	Classe	Categoria	Giri	Miglior T	In	Diff primo	Diff prec	Media
SSP										
1	126	CIPRIETTI	SSP	BLU	8	01:41.653	3	-	-	141,654
2	66	VILLANI ALESSANDRO	SSP	BLU	8	01:46.866	8	54.951	07.860	134,744
3	192	TRALDI STEFANO	SSP	BLU	8	01:47.362	4	57.845	02.894	134,124
4	70	BARAVELLI LUCA	SSP	BLU	8	01:49.241	5	01:18.629	02.480	131,814
5	190	TELANI F	SSP	BLU	6	01:49.098	4	2 Laps	31.756	131,994
6	106	ARMOGIDA	SSP	BLU					Non Partito	
7	18	MOLARI LORENZO	SSP	BLU					Non Partito	

I risultati sono provvisori fino al termine del tempo stabilito per reclami e appelli.

Esposto ore: 18:06

Il tempo limite per i reclami scade 30 m. dopo la pubblicazione dei risultati.

Race director :

Direttore di gara :

Responsabile cronometraggio :



Misano 05-06-2017

CF-BRAGHI - Gruppo Blu

Sorted by Number

Laptimes

Lap	Laptime	Time of Day	Lap	Laptime	Time of Day	Lap	Laptime	Time of Day
# 1 VALLETTA ROBERTO .			2	01:45.404	16:05:39.766	# 36 MARCHIORO WILLIAM .		
1	01:47.349	16:04:01.600	3	01:44.986	16:07:24.752	1	01:47.842	16:04:03.308
2	01:47.338	16:05:48.938	4	01:44.718	16:09:09.470	2	01:48.131	16:05:51.439
3	01:47.345	16:07:36.283	5	01:44.433	16:10:53.903	3	01:47.974	16:07:39.413
4	01:46.733	16:09:23.016	6	01:45.440	16:12:39.343	4	01:49.202	16:09:28.615
5	01:46.436	16:11:09.452	7	01:45.429	16:14:24.772	5	01:50.074	16:11:18.689
6	01:47.499	16:12:56.951	8	01:46.388	16:16:11.160	6	01:50.196	16:13:08.885
7	01:47.964	16:14:44.915	# 8 FAETI FLAVIO .			7	01:53.332	16:15:02.217
8	01:47.048	16:16:31.963	1	01:50.819	16:04:07.987	8	01:52.376	16:16:54.593
# 2 GALMARINI MARCO .			2	01:49.660	16:05:57.647	# 39 BODON ENRICO .		
1	01:46.188	16:03:55.755	3	01:49.469	16:07:47.116	1	01:50.724	16:04:10.353
2	01:45.796	16:05:41.551	4	01:49.766	16:09:36.882	2	01:51.794	16:06:02.147
3	01:45.797	16:07:27.348	5	01:50.935	16:11:27.817	# 54 DE SANTIS WILLIAM .		
4	01:47.122	16:09:14.470	6	01:50.461	16:13:18.278	1	01:50.029	16:04:16.368
5	01:45.044	16:10:59.514	7	01:49.301	16:15:07.579	2	01:50.063	16:06:06.431
6	01:45.277	16:12:44.791	8	01:48.574	16:16:56.153	3	01:50.329	16:07:56.760
7	01:45.280	16:14:30.071	# 9 BARAVELLI ROBERTO .			4	01:52.186	16:09:48.946
8	01:44.906	16:16:14.977	1	01:50.532	16:04:11.165	5	01:51.102	16:11:40.048
# 3 MAZZETTO MASSIMO .			2	01:52.433	16:06:03.598	6	01:51.017	16:13:31.065
1	01:47.003	16:04:02.294	3	01:52.441	16:07:56.039	7	01:51.930	16:15:22.995
2	01:46.988	16:05:49.282	4	01:50.473	16:09:46.512	8	01:49.939	16:17:12.934
3	01:47.494	16:07:36.776	5	01:48.543	16:11:35.055	# 66 VILLANI ALESSANDRO .		
4	01:47.072	16:09:23.848	6	01:49.477	16:13:24.532	1	01:49.225	16:04:05.715
5	01:47.125	16:11:10.973	7	01:48.459	16:15:12.991	2	01:48.138	16:05:53.853
# 6 MANUZZI MARCO .			8	01:48.735	16:17:01.726	3	01:48.051	16:07:41.904
1	01:46.137	16:03:59.726	# 17 MOLARI GILBERTO .			4	01:47.791	16:09:29.695
2	01:46.227	16:05:45.953	1	01:46.674	16:04:00.490	5	01:48.761	16:11:18.456
3	01:45.844	16:07:31.797	2	01:46.421	16:05:46.911	6	01:47.548	16:13:06.004
4	01:46.290	16:09:18.087	3	01:44.964	16:07:31.875	7	01:47.658	16:14:53.662
5	01:45.229	16:11:03.316	4	01:46.512	16:09:18.387	8	01:46.866	16:16:40.528
6	01:47.957	16:12:51.273	5	01:45.925	16:11:04.312			
# 7 BIASINI CLAUDIO .			6	01:47.288	16:12:51.600			
1	01:45.953	16:03:54.362	7	01:48.675	16:14:40.275			
			8	01:47.695	16:16:27.970			

Fastest lap: 01:41.653

Misano 05-06-2017


CF-BRAGHI - Gruppo Blu

Sorted by Number

Laptimes

Lap	Laptime	Time of Day	Lap	Laptime	Time of Day	Lap	Laptime	Time of Day
# 68 LEONI RUDI .			7	01:49.353	16:14:41.048	5	01:46.036	16:11:02.326
1	01:47.332	16:04:03.876	8	01:45.946	16:16:26.994	6	01:48.447	16:12:50.773
2	01:47.730	16:05:51.606	# 110 BELLETTI MAX .			7	01:52.073	16:14:42.846
3	01:46.639	16:07:38.245	1	01:46.396	16:03:56.542	8	01:49.519	16:16:32.365
4	01:45.735	16:09:23.980	2	01:45.599	16:05:42.141	# 140 GERBONI .		
5	01:47.077	16:11:11.057	3	01:45.986	16:07:28.127	1	01:48.287	16:03:57.231
6	01:46.456	16:12:57.513	4	01:45.293	16:09:13.420	2	01:46.941	16:05:44.172
7	01:48.113	16:14:45.626	5	01:45.282	16:10:58.702	3	01:47.330	16:07:31.502
8	01:46.809	16:16:32.435	6	01:45.474	16:12:44.176	4	01:46.787	16:09:18.289
# 70 BARAVELLI LUCA .			7	01:45.517	16:14:29.693	# 158 VILLA GIANLUCA .		
1	01:50.959	16:04:13.088	8	01:45.234	16:16:14.927	1	01:45.143	16:03:53.790
2	01:50.960	16:06:04.048	# 119 BORRELLI .			2	01:44.902	16:05:38.692
3	01:51.764	16:07:55.812	1	01:47.356	16:03:58.315	3	01:44.899	16:07:23.591
4	01:49.382	16:09:45.194	2	01:46.017	16:05:44.332	4	01:44.686	16:09:08.277
5	01:49.241	16:11:34.435	3	01:46.071	16:07:30.403	5	01:44.896	16:10:53.173
6	01:49.785	16:13:24.220	4	01:45.769	16:09:16.172	6	01:45.096	16:12:38.269
7	01:50.129	16:15:14.349	5	01:46.779	16:11:02.951	7	01:45.420	16:14:23.689
8	01:49.857	16:17:04.206	6	01:47.576	16:12:50.527	8	01:45.200	16:16:08.889
# 71 RENESTO MATTIA .			7	01:46.541	16:14:37.068	# 161 MAZZA LUCA .		
1	01:47.920	16:04:03.664	8	01:46.954	16:16:24.022	1	01:46.369	16:03:57.490
2	01:48.331	16:05:51.995	# 126 CIPRIETTI .			2	01:46.464	16:05:43.954
3	01:47.642	16:07:39.637	1	01:43.101	16:03:51.325	3	01:45.071	16:07:29.025
4	01:45.788	16:09:25.425	2	01:42.596	16:05:33.921	4	01:45.806	16:09:14.831
5	01:46.113	16:11:11.538	3	01:41.653	16:07:15.574	5	01:45.798	16:11:00.629
6	01:46.537	16:12:58.075	4	01:41.889	16:08:57.463	6	01:45.925	16:12:46.554
7	01:47.760	16:14:45.835	5	01:42.036	16:10:39.499	7	01:45.766	16:14:32.320
8	01:46.833	16:16:32.668	6	01:42.012	16:12:21.511	8	01:46.580	16:16:18.900
# 102 ANASTASIA .			7	01:42.213	16:14:03.724	# 135 FIORINI MARCO .		
1	01:47.048	16:04:00.428	8	01:41.853	16:15:45.577	1	01:46.083	16:03:59.800
2	01:46.398	16:05:46.826	# 135 FIORINI MARCO .			2	01:45.193	16:05:44.993
3	01:47.216	16:07:34.042	1	01:46.083	16:03:59.800	3	01:45.658	16:07:30.651
4	01:45.540	16:09:19.582	2	01:45.193	16:05:44.993	4	01:45.639	16:09:16.290
5	01:46.165	16:11:05.747	3	01:45.658	16:07:30.651			
6	01:45.948	16:12:51.695	4	01:45.639	16:09:16.290			

Fastest lap: 01:41.653



Misano 05-06-2017

CF-BRAGHI - Gruppo Blu

Sorted by Number

Laptimes

Lap	Laptime	Time of Day	Lap	Laptime	Time of Day	Lap	Laptime	Time of Day
# 167 PARISI .			7	01:51.280	16:15:20.686			
1	01:50.804	16:04:11.771	8	01:49.498	16:17:10.184			
2	01:51.494	16:06:03.265	# 190 TELANI F .					
3	01:52.230	16:07:55.495	1	01:50.711	16:04:10.642			
4	01:53.165	16:09:48.660	2	01:51.761	16:06:02.403			
5	01:54.333	16:11:42.993	3	01:51.509	16:07:53.912			
6	01:55.298	16:13:38.291	4	01:49.098	16:09:43.010			
7	01:53.906	16:15:32.197	5	01:49.212	16:11:32.222			
8	01:54.319	16:17:26.516	6	01:50.807	16:13:23.029			
# 172 POLLASTRI .			# 192 TRALDI STEFANO .					
1	01:51.305	16:04:09.388	1	01:48.565	16:04:07.099			
2	01:50.039	16:05:59.427	2	01:47.831	16:05:54.930			
3	01:49.394	16:07:48.821	3	01:47.449	16:07:42.379			
4	01:49.165	16:09:37.986	4	01:47.362	16:09:29.741			
5	01:50.353	16:11:28.339	5	01:48.004	16:11:17.745			
6	01:51.472	16:13:19.811	6	01:47.842	16:13:05.587			
7	01:51.423	16:15:11.234	7	01:49.210	16:14:54.797			
8	01:49.729	16:17:00.963	8	01:48.625	16:16:43.422			
# 175 RIGO .			# 193 TROIANI .					
1	01:50.156	16:04:09.636	1	01:46.108	16:03:56.928			
2	01:50.056	16:05:59.692	2	01:44.931	16:05:41.859			
3	01:49.530	16:07:49.222	3	01:44.778	16:07:26.637			
4	01:49.422	16:09:38.644	4	01:44.106	16:09:10.743			
5	01:50.027	16:11:28.671	5	01:44.252	16:10:54.995			
6	01:49.831	16:13:18.502	6	01:44.446	16:12:39.441			
7	01:49.417	16:15:07.919	7	01:44.747	16:14:24.188			
8	01:48.697	16:16:56.616	8	01:44.469	16:16:08.657			
# 187 SPARBERG .								
1	01:51.108	16:04:12.445						
2	01:51.936	16:06:04.381						
3	01:51.779	16:07:56.160						
4	01:51.702	16:09:47.862						
5	01:50.055	16:11:37.917						
6	01:51.489	16:13:29.406						

Fastest lap: 01:41.653

